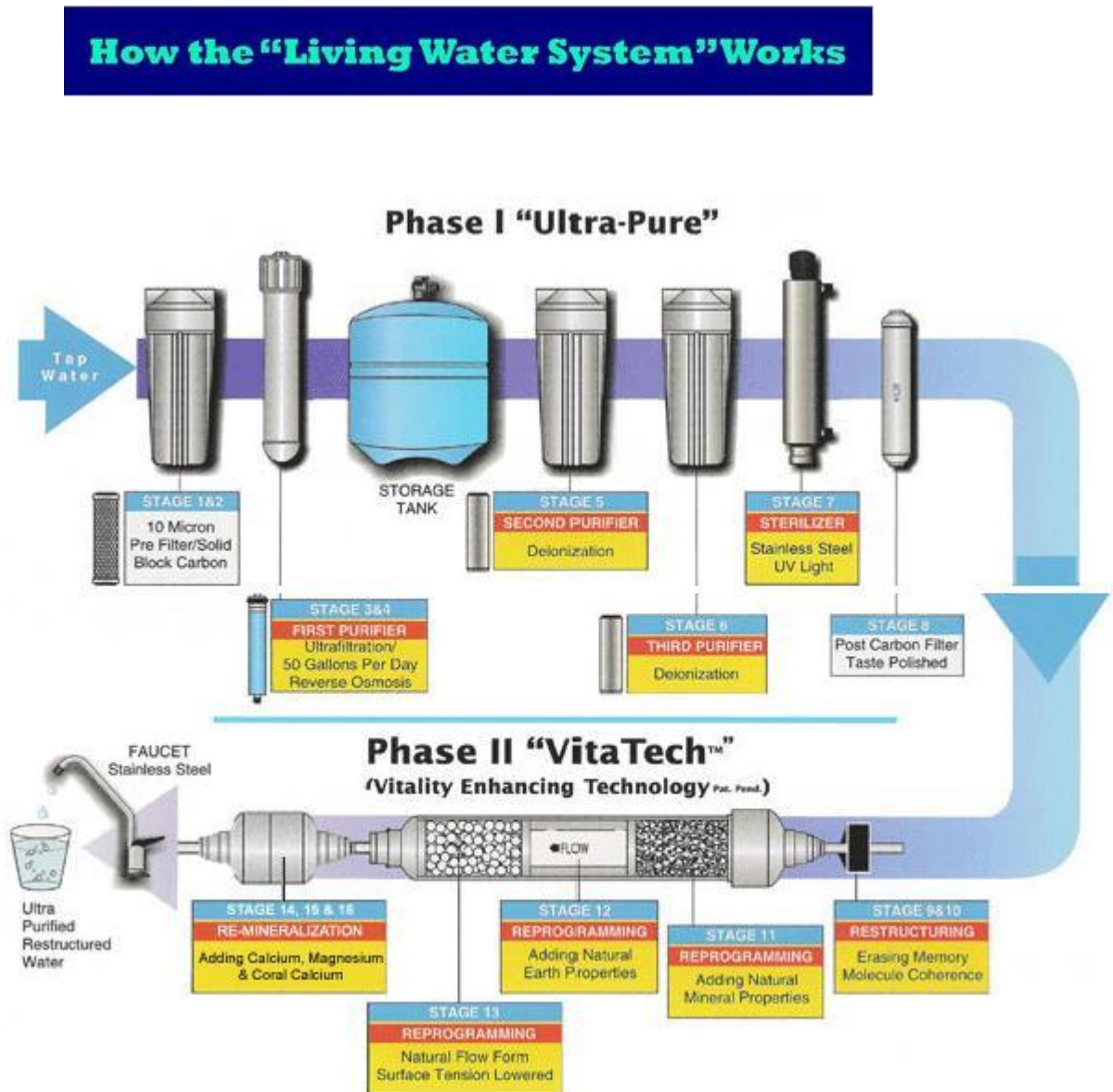


# "2 Pure H2O" Vita Tech Water System

## *Stages Flow Chart*



A combination of 16 stages removes contaminants more effectively than conventional single purifiers are able to do.

## PHASE I "Ultra-Pure"

Under counter water filters "polish" or cleanse your water by reducing the amount of rust and sediment, odours and chlorine, lead, bacteria, and volatile organic compounds (VOCs) including pesticides like linden and herbicides like atrazine.

An under counter water filter in your home will provide you with great tasting water for drinking, cooking, and making beverages such as coffee and tea.

### STAGES 1 & 2 - CARBON BLOCK FILTERS

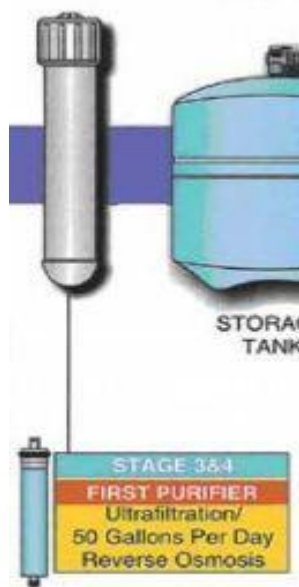


This is the most efficient, cost-effective means of eliminating unwanted substances from your water. **Carbon Water Filters** create healthy, great tasting water without the use of confusing or expensive equipment. Simply allow the water to flow through the carbon-based filter and you instantaneously have a safe, healthy water source. While unable to remove all the contaminants that more elaborate water systems can, **Carbon Filters** are a great everyday solution for the treatment of unfiltered water.

Throughout the first filtration stage, tap or well water passes through a **Sediment Filter** where silt, sediment and particles (like sand and clay) are removed. Water is then forced through a high efficiency **Solid Carbon Block Filter** where 10 micro-pulverized carbon efficiently absorbs chlorine, chloramines, pesticides and other harmful organic chemicals and pollutants. This pre-filtered water is now stripped of membrane-damaging particles and chemicals. This stage protects the **R.O. (Reverse Osmosis)** membrane module.

### STAGES 3 & 4 - FIRST PURIFIER: Reverse Osmosis (Ultrafiltration)

For most areas of the world, **R.O. (Reverse Osmosis)** is the only reasonable option for water treatment. It is a continuous self cleaning



filtration system. The removal of up to 95 or 99.9% of undesirable water contaminants by forcing untreated water through a semi-permeable membrane. This process is called **Reverse Osmosis** because pressure forces the water to flow in the reverse direction to the direction of flow in natural osmosis. The multiple cleaning stages gives **Reverse Osmosis** its alternative name: **Ultrafiltration**.

When **R.O.** daily water production ratings are nominal, a 50 gallon per day unit will produce about 50 gallons of filtered water per day when operating under water pressure of 65 PSI at about 70 degrees Fahrenheit and water containing average TDS (Total Dissolved Solids). If your TDS is high (i.e. you have very hard water) or water temperature or pressure is too low, **R.O.** units will produce less water per day. So, if you need at least 50 gallons of water every day, and you know you have hard water, cold water or low pressure, do not buy a 50-gpd (gallon per day) unit - go with the next larger size.

Only the highest quality of **R.O.** membranes has been selected for the **"2 Pure H2O" Vita Tech Water System**, which need to be replaced only every 3 to 4 years. The quality of your water in other purification systems depends on the quality of the **R.O.** membranes. A lower quality of membrane will remove 95% when new, but weakens quickly over time, requiring replacement every year and a half.

The pre-filtered water passes through a thin film **Reverse Osmosis** membrane module where pure water molecules are separated, leaving salts, hardness, bacteria, viruses, pyrogens and other impurities isolated and available for flushing from the system. When the water comes off the **R.O.** membrane, it then passes through an ultra filtration filter and then into an under-the-counter 2.5 gallon pressurized storage tank.

Because the **Deionization** process is so effective, the water quality is usually measured by the water's resistance to electric current (in OHM-cm). **Deionized** water quality depends on a variety of factors, including raw water composition, ion exchange types and quantities, and the number of resin tanks in the system.

Two-bed **Deionizers** use separate tanks, one containing cation resin, the other containing anion resin. A two-bed weak base **Deionizer** typically produces water with electrical resistance of about 50 kOHM-cm. A two-bed strong base **Deionizer** typically produces water with electrical resistance of about 200 kOHM-cm.

In a mixed bed **Deionizer**, cation and anion resins are thoroughly mixed in a single tank. The mixed resins act like a series of alternating cation and anion exchange tanks to produce very high quality water. A mixed-bed **Deionizer** typically produces water with greater than 10 megOHM-cm resistance which is equivalent to less than 0.05 mg/L of sodium chloride.

The resins need regeneration when they no longer produce the desired water quality. In the case of a two-bed **Deionizer**, the cation tank is backwashed for 5 to 10 minutes, then washed with a solution of acid. Then the anion tank is backwashed and washed with a solution of caustic. After rinsing the residual chemicals from each tank, water flows through both tanks to drain until the water reaches the desired quality.

In a mixed-bed **Deionizer**, the resins have to be separated before regeneration. After regeneration and rinsing, they have to be remixed, using air, before returning to service. Although the process is fairly simple in concept, its application is complicated by different variables.

## STAGE 5 & 6 - DEIONIZATION

### Fundamentals of Deionization by Ion Exchange



**Deionization** is a method used most often by laboratories to produce purified water on demand. All naturally-occurring water contains dissolved mineral salts. In solution, salts separate into positively-charged cations and negatively-charged anions. **Deionization** can reduce the amounts of these ions to very low levels through the process of ion exchange.

Cations are removed by cation exchange resin. It replaces sodium, calcium, magnesium, and other cations with hydrogen ions ( $H^+$ ). This exchange produces acids which must be removed or neutralized by anion exchange resin.

Two general types of anion resin are used for **Deionization**: weak base resin and strong base resin. Weak base resin adsorbs strong acids, while strong base resin exchanges chloride, sulfate and alkaline anions for hydroxide ions ( $OH^-$ ). The hydrogen ions from the cation exchange process combine with the hydroxide ions from the anion exchange process to form water ( $HOH$  or  $H_2O$ ).

## STAGE 7 - STAINLESS STEEL ULTRAVIOLET LIGHT

### Bacteria and Virus Disinfection: 3/4" connection with Stainless Steel Housing



A **UV** lamp purifier should be installed in every home to provide safe drinking water. A must for rural homes or cities where water quality is questionable. Ultraviolet (**UV**) Lamps disinfect water for residential and commercial applications. **UV** light disinfection systems will protect you from harmful bacteria (e-Coli), virus, and parasitic cysts (cryptosporidium and giardia-lambia - beaver fever) that have been found in drinking water.

Chlorination of municipal water is not sufficient to kill cysts. Many communities and private homes draw surface water from lakes, streams, reservoirs, or wells that are open to pollution from natural, agricultural and industrial sources.

Ultraviolet lamps create light at 254 NM wavelength; this wavelength penetrates the micro organisms found in water and damages the DNA of the bacteria and virus to prevent replication and renders the organism inactive (all bacteria, virus, moulds, algae, and yeast). Usually **UV** systems are installed on the inlet pipe to your home killing bacteria and viruses from your incoming water line.

The **"2 Pure H2O" Vita Tech Water System** pre-filters the water before it reaches the **UV** system. The reduction levels are 99.99% in properly sized systems. The **UV** unit does not add any chemicals or by-products to the water. The **UV** unit uses 25 to 65 watts of power, the same as a light bulb. It plugs into a wall outlet. It is better to leave the unit on all the time; the lamp is rated for 1 year of continuous use. The unit has an alarm to warn of failure. An optional solenoid valve will prevent water flow in case of power failure.

With the **"2 Pure H2O" Vita Tech Water System**, cleaning of calcium and iron deposit from the **UV** lamp is not required. Calcium and iron do not build up on the **UV** lamp because of the pre-filtration of the water prior to reaching the lamp. The frequency of cleaning for the **"2 Pure H2O" Vita Tech Water System** depends on the quality of water entering your home. We recommend inspection at least every 6 months. The **UV** light is resistant to damage by brownouts and voltage fluctuations. It will withstand a range of 90 - 265 volts and still operate properly.

## PHASE II "VitaTech"

### Vitality Enhancing Technology

From physics, we know that everything is vibration. Every material reacts on certain frequencies more or less strongly. Ideal vibrations create impulses, which, under defined circumstances, start a chain reaction (of vibrations) with increasing force. Water is changeable; it is able to absorb, transfer and release information in its structure. Therefore, even after physical purification, water still often carries unhealthy electromagnetic frequencies from poisonous substances.

In the last stages of water purification, **"2 Pure H2O" Vita Tech Water System** technology will erase unwanted frequencies and **Reprogram** the water to copy that of nature.

#### STAGE 8 - POST CARBON FILTER



Helps to reduce particles and prevent possible damage to water-tight seals in faucets and appliances, therefore cutting down on maintenance costs. The **Post Carbon Filter** uses an activated medium with hundreds of thousands of square feet of absorption area which helps to improve the taste and odour.


When your water faucet is turned on, the water in the storage tank is drawn through a **Granular Activated Carbon Post-Filter** which contains coconut shell to polish the water and improve the taste.

#### STAGES 9 & 10 - RESTRUCTURING

##### Erasing Memory Molecule Coherence

A triangular shape **Magnet** is held in a steel casing.

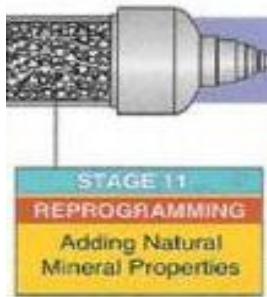




Each side of the triangle is a 12,000 Gauss NdFeB (Neodymium) **Magnet**. At the center point of the triangle where the magnetic energy surrounds the water as it flows through this section, there is a 36,000 Gauss energy touching the tube where the water comes through.

A magnetic field has a defined effect on the passing water. It influences the ions within the water to enhance ion exchange that will improve the oxygen utilization of the water. Most importantly we can imagine the effect of the **"2 Pure H2O" Vita Tech Water System** technology with its ability to erase unwanted frequencies. Yes, as humans we need the right kind of frequencies. This brings us to the next step in **"2 Pure H2O" Vita Tech Water System** technology.

## STAGE 11 - REPROGRAMMING: Adding Natural Mineral Properties




When the water flows over the rocks (74 minerals), the previous memory is erased. The 74 **Minerals** then provide new frequencies. The water molecules are shaken by the special field in a way that, for a short time, the clusters and the hydrogen bridges are broken up. At the same time, the water is carried forward in a S-pattern movement, identical to that of water in nature. It is the frequencies of these **Minerals** (that are released into the water) that make the change, and not the **Minerals** themselves.

## STAGE 12 - REPROGRAMMING

### Adding Natural Earth Properties

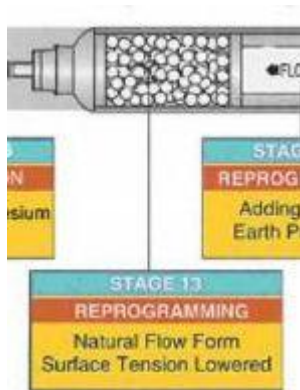
**Far Infrared** energy is sometimes called "the wavelength of life" which causes the water



molecules in the body to vibrate. When the water flow is channeled through natural **Far Infrared** honeycomb shaped ceramic materials, the water is imprinted with the **Far Infrared** frequencies.

## STAGE 13 - REPROGRAMMING

### Natural Flow Surface Tension Lowered



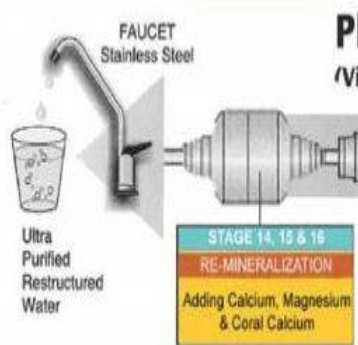
At the same time, the water is brought in a movement (S-pattern), which is copied by nature. When the water **flow** moves through the ceramic **Far Infrared** balls (also containing **Minerals**) it creates a "S" shape configuration (pattern) that mimics and energizes the water (like free **flow** form water). The surface tension is reduced, improving the biological permeability and hydration properties.

The **"2 Pure H2O" Vita Tech Water System** combines a number of simple and highly sophisticated technologies, along with precision filters to remove impurities. Some stages remove contaminants more effectively than most conventional filters. Other components of the system energize the water, using **Vitality Enhancing Technology** to provide sparkling clear, great-tasting water. One of the basics of good health is a daily intake of clean water. It's simple. It's convenient. And it can have a major impact. Now it's possible to have a source of good water, right in your home.

## STAGES 14, 15 & 16 - Calcium and Magnesium Re-Mineralization

**Calcium and Magnesium** are now added to the water stream to add a small amount of





minerals to balance the water. The effect of these special minerals is to help balance the pH and energize the water, giving it more electrons.

The **"2 Pure H2O" Vita Tech Water System** combines a number of simple and highly sophisticated technologies, along with precision filters to remove impurities. Some stages remove contaminants more effectively than most conventional filters. Other components of the system energize and re-mineralize the water, using **Vitality Enhancing Technology** to provide sparkling clear, great-tasting water. One of the basics of good health is a daily intake of clean water. It's simple. It's convenient. And it can have a major impact. Now it's possible to have a source of water that is chemically and energetically ready to support your health, right in your home.

Quality housings, filters, and durable mounting frames ensure years of dependable service. Installation by a professional plumber is required. Depending on your household needs, look at our whole house carefree chlorine removal system.

**Please Note: Actual water system has some proprietary parts not shown in the 'Stages Flow Chart'.**

***"The Finest Energized Water Purification Systems Since 1995"***

Copyright 2013 by **Total Health Secrets**. All Rights Reserved.

The information and products presented on this web site are educational and for information purposes only. The information and products are not intended to diagnose, treat, cure, or prevent disease. Statements about products and health conditions have not been evaluated by the US Food and Drug Administration, Health Canada or any other institution unless otherwise stated. If you have any health concerns, you should always consult with a medical physician or other healthcare professional.